

Important Risk Warning

- Investors should not only base on content below alone to make investment decisions. Investors should refer to fund's offering documents and read carefully the summary of the key features and risks specific to this fund stated in the fund factsheet prepared by the relevant fund house, before making any investment decision.
- Unit Trusts are investment products and some may involve derivatives. The investment decision is yours but you should not invest in the Unit Trusts unless the intermediary who sells it to you has explained to you that the product is suitable for you having regard to your financial situation, investment experience and investment objectives.
- Unit Trusts are NOT equivalent to time deposits.
- Investment involves risks. Past performance is no guide to future performance of the funds. Value of the investments and the income/ dividend generated can fluctuate and is not guaranteed.
- In the worst case scenario, the value of the unit trusts may be worth substantially less than the original amount you have invested (and in an extreme case could be worth nothing).
- The funds' investment may involve substantial market, currency, volatility, liquidity, regulatory and political risks.
- The funds invest in debt securities and are subject to interest rate, credit/counterparty, downgrading, market, currency, volatility, liquidity, regulatory and political risks.
- If the funds invest in emerging markets, a single market or a limited number of geographical market(s) or industry sector(s) or smaller cap companies, the funds will be subject to higher degree of risk and are usually more sensitive to price movements.
- If the funds invest in non-investment grade debt securities, distressed debt securities, defaulted debt securities, emerging market debt securities, mortgage and asset-backed securities, debt securities in a limited number of geographical market(s) or sector(s), the funds will be subject to a higher degree of risk.
- If the funds invest in derivatives, additional risks will be involved (which include additional risks different from those associated with investing in bonds), and the funds may be subject to higher volatility.
- If the funds invest in alternative asset classes including hedge fund strategies, absolute return strategies, private equity or real estate sectors, the fund will involve special and higher risks. These include higher volatility and liquidity risks.

★ HSBC Worldwide Funds Service
 0 No Subscription Fee Series
 📊 Last Month Top 10 Performers
 📱 Bestsellers
 🛡️ Insurance Investment Choices
 📄 Capital Investment Entrant Scheme

| | | |
|---------------------------|--|--------------------|
| HSBC Fund Code: U62876 | Fund Name: JPM ASIA PACIFIC INCOME A (IRC-MD-C) – CADH | HSBC Risk Level: 3 |
|---------------------------|--|--------------------|

Investment Objective


To provide income and long term capital growth by investing primarily in income-generating securities of countries in the Asia Pacific region (excluding Japan).

Investment Strategy

HSBC investment category: Multi Asset
 Investment style: Blend
 Interest rate sensitivity: Medium
 Investment instrument: Stock, Bond, Cash, Other

Investment style is only applicable for funds that invest in equities. Interest rate sensitivity is only applicable for funds that invest in fixed income product.

Fund Performance (as of 31-05-2024)



Fund indexed performance (initial value =100%). Performance statistics are based on bid to bid/ NAV to NAV prices of the fund with dividend reinvested, in USD.

| 2019 | 2020 | 2021 | 2022 | 2023 | YTD |
|-------|------|------|--------|------|-------|
| 16.19 | 7.38 | 4.72 | -19.03 | 8.38 | -1.08 |


Fund Portfolio (as of 30-04-2024)

Asset allocation


| Stock | Bond | Cash | Other |
|--------|--------|-------|-------|
| 50.24% | 46.01% | 3.69% | 0.06% |

Total number of equity holdings: 73
 Total number of bond holdings : 276


Equity holdings geographical allocation



Equity holdings sector allocation



Bond holdings sector allocation



Top 10 holdings (as of 30-04-2024)

Holdings % of net asset

| | |
|---|--------------|
| TAIWAN SEMICONDUCTOR MANUFACTURING CO LTD COMMON | 4.93 |
| SAMSUNG ELECTRONICS CO LTD COMMON STOCK KRW 100 | 2.70 |
| TENCENT HOLDINGS LTD COMMON STOCK HKD 0.00002 | 2.24 |
| SANTOS LTD COMMON STOCK AUD 0 | 1.27 |
| HDFC BANK LTD COMMON STOCK INR 1 | 1.26 |
| INFOSYS LTD ADR USD | 1.25 |
| AIA GROUP LTD COMMON STOCK HKD 0 | 1.17 |
| TELSTRA GROUP LTD | 1.14 |
| BANK RAKYAT INDONESIA PERSERO TBK PT COMMON STOCK | 1.12 |
| % of asset in Top 10 holdings: | 19.09 |


HSBC Fund Code:
U62876

Fund Name: JPM ASIA PACIFIC INCOME A (IRC-MD-C) – CADH

HSBC Risk Level: 3

Fund Price Information

(as of 12-06-2024)



Fund price movement is calculated on bid to bid/ NAV to NAV basis in fund class currency (CAD)

Indicative fund price

| | |
|---------------------------------|---------------------|
| NAV: | CAD 8.37 |
| Bid: | CAD 8.33 |
| Offer: | CAD 8.79 |
| Change vs previous trading day: | 0.24% |
| 52 week low-high: | CAD 7.64 - CAD 8.45 |

Fund price information is provided based on the latest fund trading date.

Fund Statistic

(as of 31-05-2024)

| | |
|---------------------|--------|
| Annualised return: | -7.03% |
| Standard deviation: | 15.21% |
| Sharpe ratio: | -0.62 |
| Alpha : | - |
| Beta: | - |

Fund statistics are calculated by using 3 years historical data, and are not calculated for fund which is less than 3 years old.

Sharpe ratio: Morningstar Asia Limited used the USTREAS T-Bill Auction Ave 3 Mon as the risk free factor for calculation

Dividend Information

(as of 31-05-2024)

| | |
|--------------------------------|------------|
| Target distribution frequency: | Monthly |
| Dividend yield: | 3.76% |
| Last dividend paid (per unit): | CAD 0.03 |
| Last ex-dividend date: | 08-05-2024 |

Dividend yield is the dividend amount declared over the past twelve months as a percentage of the last month-end fund unit price, shown in 2 decimal places. The amount of dividend may not be guaranteed by Fund House.

Other Fund Classes Available With HSBC

| | |
|------------|------------|
| MDIST CASH | IRC-MD-C |
| IRC-MD-C | IRC-MD-C |
| DIST UNIT | MDIST CASH |
| IRC-MD-C | IRC-MD-C |

Risk level definition:

Risk Level is determined according to the historical volatility of the fund or, where appropriate, the historical volatility of a comparable market index or comparable fund;
1 = low risk. This risk level normally comprises bond funds with low volatility. This product may be suitable for investors who are happy to accept low level of investment risk;
2 = low to medium risk. This risk level normally comprises balanced or high-yield bond funds with low to medium volatility. This product may be suitable for investors who are happy to accept low-to-medium level of investment risk;
3 = medium risk. This risk level normally comprises diversified equity growth funds with medium volatility. This product may be suitable for investors who are happy to accept medium level of investment risk;
4 = medium to high risk. This risk level normally comprises single country equity funds or warrants and derivatives funds with moderately high volatility. This product may be suitable for investors who are happy to accept medium-to-high level of investment risk;
5 = high risk. This risk level normally comprises single country equity funds or warrants and derivatives funds with high volatility. This product may be suitable for investors who are happy to accept high level of investment risk.

Disclaimers:

The information in this document relating to Unit Trusts are provided by Morningstar Asia Limited ("Information Provider") to The Hongkong and Shanghai Banking Corporation Limited (the "Bank") unless otherwise specified. For technical reasons, certain information provided by Information Provider may be different from that supplied by the respective fund houses.

Neither the Information Provider nor the Bank guarantee or endorse the accuracy, reliability and completeness of the information provided by the Information Provider or that it is up-to date. The Bank believes such information to be reliable but it has not independently verified. The Bank disclaims liability for any errors, omissions or inaccuracies in the information provided in this document. The Bank also disclaims liability for any loss or damages result from the use of information contained herein, or the inability to use such information. The information contained herein is solely for personal and non-commercial use and for reference only, and the information are not intended to provide professional advice nor is HSBC, in providing such information intended to be advising on Unit Trust. The information contained in this document is not and should not be construed as an offer to sell or the solicitation of an offer to purchase or subscribed for any Unit Trusts or other investments or products or deposit. The information contain herein may not be copied or re-distributed by any means .

Yield And Credit Information

(as of 31-03-2024)

| | | | |
|----------------------------|------------|-----------|--------|
| Average current yield: | 4.64% | | |
| Average yield to maturity: | 6.39% | | |
| Average duration: | 4.45 years | | |
| Average credit quality: | BB | | |
| Credit quality breakdown | | | |
| AAA | 3.56% | BB | 0.00% |
| AA | 2.89% | B | 0.00% |
| A | 28.33% | Below B | 19.87% |
| BBB | 42.62% | Not Rated | 2.73% |

Current yield refers to the annual interest of the bonds divided by the market price of a bond. Yield to maturity is the rate of return anticipated on a bond if it is held until the maturity date, assumed that all coupons are reinvested at the same rate. Duration is a measure of the sensitivity of the price (the value of principal) of a fixed-income investment to a change in interest rates. Credit quality is based on Standard and Poor's classification.

Fees And Charges

| | |
|----------------------------------|-------|
| Initial charge: | 5.00% |
| Annual management fee (Maximum): | 1.50% |
| Distribution fee: | - |
| Maintenance fee: | - |
| Redemption fee: | - |
| Performance fee: | - |

Switching transactions placed through HSBC are subject to 1% switching charge which is charged by HSBC, except switching transaction within the 'No Subscription Fee Series' across fund houses is free of charge.

For the 'No Subscription Fee Series', An administration fee of 1% and a distribution fee of 1% - 1.25% p.a. may apply.

The listed information may not cover all the fees and charges imposed on a fund. Please refer to the respective offering documents of the fund for details of relevant fees and charges

Other Fund Information

| | |
|----------------------------|--------------------------------|
| Fund class currency: | CAD |
| Fund class inception date: | 07-10-2013 |
| Fund size(Mil): | USD1,365.49 (as of 31-05-2024) |
| Fund manager | Jeffrey Roskell (01-02-2010) |
| (Manager start date) : | Julie Ho (01-01-2014) |
| | Shaw Ho (01-01-2014) |
| | Selina Yu (26-02-2018) |
| | Ruben Lienhard (01-06-2018) |
| | Julio Callegari (04-12-2023) |
| Fund house: | J.P. Morgan Asset Management |
| Morningstar Rating: | Not Rated |

Investment involves risks and past performance is not indicative of future performance. Please refer to the offering document for further details including risk factors. Investment not denominated in HKD or USD are exposed to exchange rate fluctuations. Funds which are invested in certain markets and companies (e.g. emerging, commodity markets and smaller companies etc) may also involve a higher degree of risk and are usually more sensitive to price movements. This document has not been reviewed by Securities and Futures Commission of Hong Kong. The information contained on this document is intended for Hong Kong residents only and should not be construed as a distribution, an offer to sell, or a solicitation to buy any investments in any jurisdiction where such activities would be unlawful under the laws of such jurisdiction, in particular the United States of America.

Issued by The Hongkong and Shanghai Banking Corporation Limited